

The West Australian Pulse 2026

Sensory and Access Map

Introduction

Welcome to The Art Gallery of Western Australia. This Sensory and Access Map is designed to show where sensory elements, audio-visual content and seating is within this exhibition.

Visit artgallery.wa.gov.au/plan-your-visit for information on planning your visit and for more accessibility resources.

Sensory and Access Map: *The West Australian Pulse 2026*

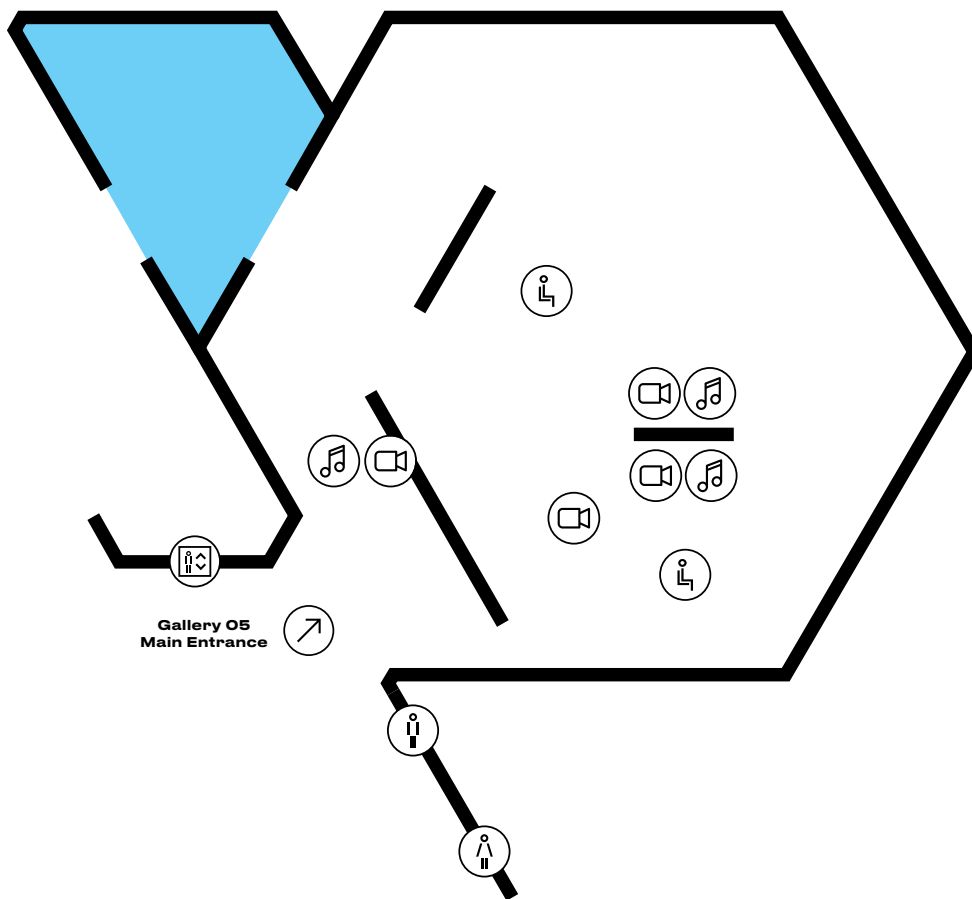
GALLERY 05







A universal access toilet (RH) and a Parent's / Carer's room is located on Ground Floor. A universal access toilet (LH) and Ambulant toilets are located on Rooftop level.



Noise-cancelling headphones are available at the Information Desk on request.



KEY

-  Sound
-  Moving Image
-  Seating
-  Less crowded, quieter space with natural light